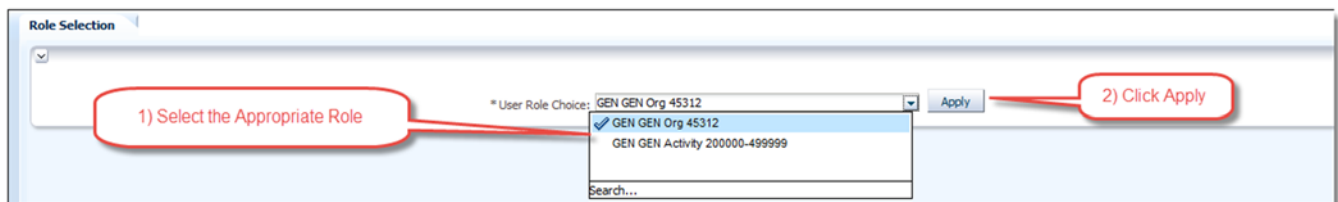


Purpose	The Fund Management dashboard is used to provide a high-level view of fund/s at a specific month end or as of yesterday's data for Department Administrators and Tub-Level Financial Personnel. It displays a complete picture of the financial status of a fund or funds requested, by showing the beginning balance, total operating income, total operating expense, total non-operating activity, and ending balance. It also provides details for orgs and activities.
Questions Commonly Answered by this Dashboard	<ul style="list-style-type: none"> • What are the University's non-sponsored Fund totals? • What are the University Income, Expense and Non-Operating by non-sponsored Funds? • How are the non-sponsored Funds grouped by the different attributes? • What is the expected Change in Net Assets for the non-sponsored Funds?
Access	Log into OBI at https://obi-prod.cadm.harvard.edu . Select Dashboards-> FIN-Core> Fund Management .
Pages found on this Dashboard	<ul style="list-style-type: none"> • Role Selection: Select your role in order to rend the dashboard. • Fund Summary: Provides fund information at a very high level. • Org and Activity Detail: Provides fund information aggregated either by Org, Activity or Org and Activity. • Student Loans Funds Detail: Provides information by Student Loan Fund, Object and Activity

Role Selection

The first tab you will encounter is the Role Selection tab. Select the appropriate role (security profile) you will use to execute the dashboard from the Role Selection page and click the Apply button.

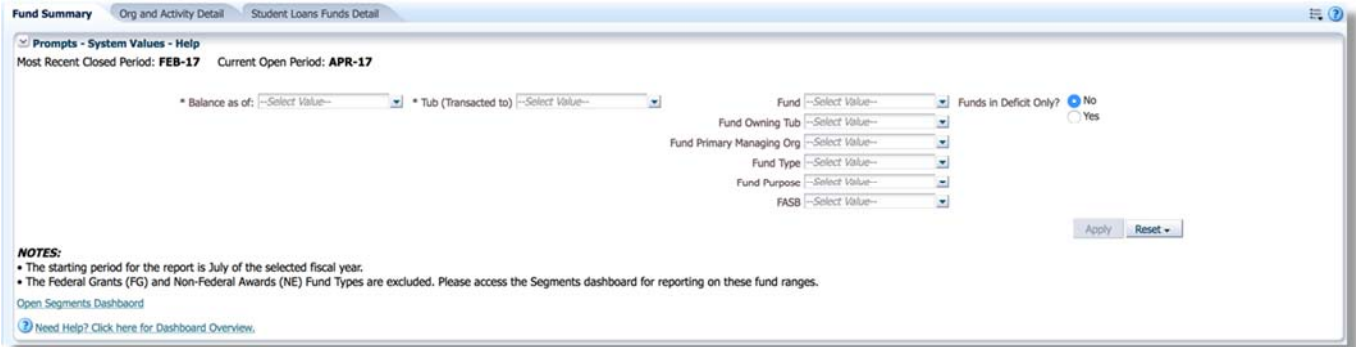


If you do not click the Apply button you will get "No Results" when you attempt to render the dashboard.

Please note that if you only have one "User Role Choice" you **must still select it and click Apply.**

Prompts

Fund Summary Page:



Fund Summary | Org and Activity Detail | Student Loans Funds Detail

Prompts - System Values - Help
 Most Recent Closed Period: **FEB-17** | Current Open Period: **APR-17**

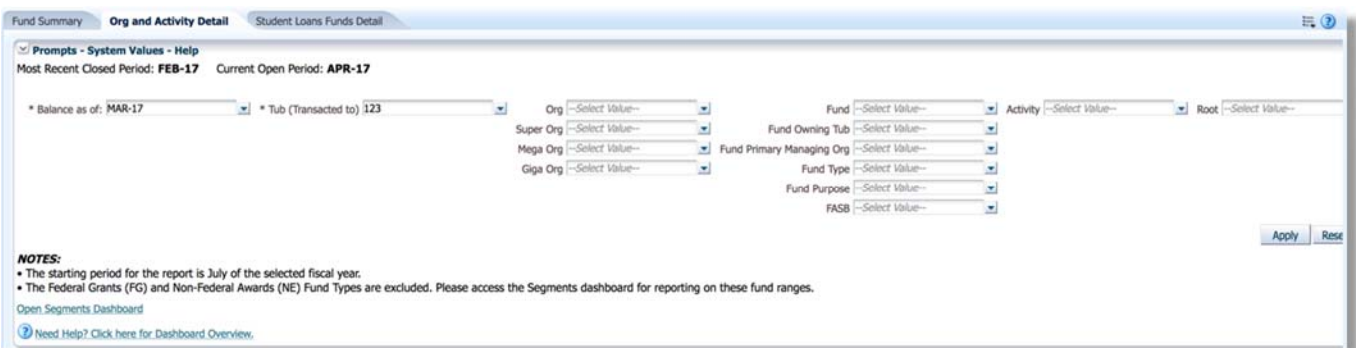
* Balance as of: * Tub (Transacted to)

Fund Funds in Deficit Only? No Yes
 Fund Owning Tub
 Fund Primary Managing Org
 Fund Type
 Fund Purpose
 FASB

NOTES:
 • The starting period for the report is July of the selected fiscal year.
 • The Federal Grants (FG) and Non-Federal Awards (NE) Fund Types are excluded. Please access the Segments dashboard for reporting on these fund ranges.
[Open Segments Dashboard](#)

- The start period for this dashboard is defined as July of the selected fiscal year.
- *Balance as of and *Tub (transacted to) are required prompts for this dashboard and must be complete for the dashboard to render results.
- The Federal Grants (FG) and Non-Federal Awards (NE) Fund Types are excluded. Access the Open Segments Dashboard for reporting on these fund ranges. A link to the dashboard can be found on [this page](#).

Org and Activity Detail Tab:



Fund Summary | **Org and Activity Detail** | Student Loans Funds Detail

Prompts - System Values - Help
 Most Recent Closed Period: **FEB-17** | Current Open Period: **APR-17**

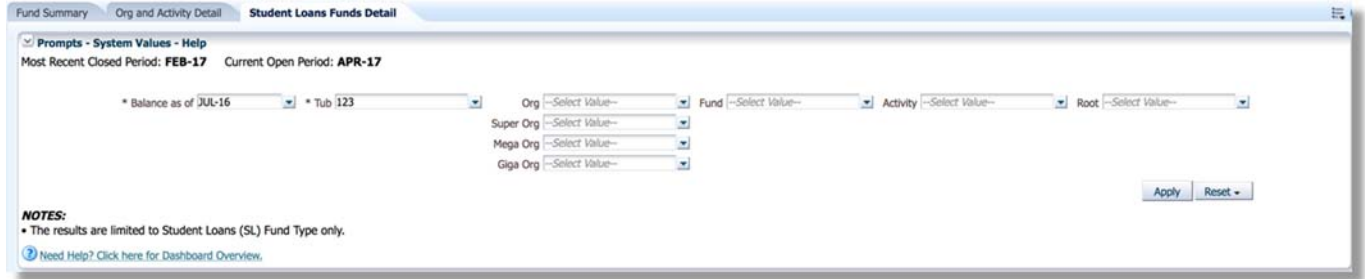
* Balance as of: * Tub (Transacted to)

Org Fund Activity Root
 Super Org Fund Owning Tub
 Mega Org Fund Primary Managing Org
 Giga Org Fund Type
 Fund Purpose
 FASB

NOTES:
 • The starting period for the report is July of the selected fiscal year.
 • The Federal Grants (FG) and Non-Federal Awards (NE) Fund Types are excluded. Please access the Segments dashboard for reporting on these fund ranges.
[Open Segments Dashboard](#)

- Prompts are “sticky”, meaning that if you enter prompts on the Fund Summary page, those prompts will carry over to this page.
- This page includes prompts to allow you to define specific Org(s) and Activity(ies) values.

Student Loans Funds Detail Tab:



The screenshot shows a web application interface with the following elements:

- Navigation tabs: Fund Summary, Org and Activity Detail, **Student Loans Funds Detail**.
- Menu: Prompts - System Values - Help
- Periods: Most Recent Closed Period: FEB-17, Current Open Period: APR-17
- Filters:
 - * Balance as of: JUL-16
 - * Tub: 123
 - Org: --Select Value--
 - Fund: --Select Value--
 - Activity: --Select Value--
 - Root: --Select Value--
 - Super Org: --Select Value--
 - Mega Org: --Select Value--
 - Giga Org: --Select Value--
- Buttons: Apply, Reset
- NOTES:
 - The results are limited to Student Loans (SL) Fund Type only.
 - Need Help? Click here for Dashboard Overview.

- Prompts are “sticky”, meaning that if you enter prompts on the Fund Summary page, those prompts will carry over to this page.
- The results are limited to Student Loans (SL) Fund Type only.

Sample Output-Fund Summary Tab

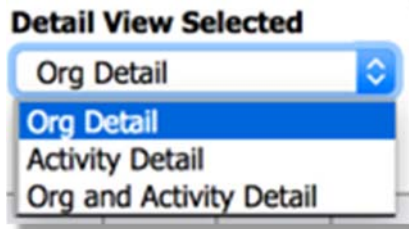
Fund Balance Summary
Time run: 4/5/2017 9:50:06 AM

Fund Owning Tub	Fund	Fund Name	Tub (Transacted to)	Beginning Balance (G370)	Total Income (T400) as of MAR-17	Total Expenses (T600) as of MAR-17	GOA Non-Operating Changes in Net Assets (T901)	Balance (G370+T400+T600+T901)	Deficit
000	000001	Unrestricted Undesignated	123	0.00	(100,000.00)	100,000.00	100,000.00	(100,000.00)	
124	123450	Fund 1	123			(10,000.00)	10,000.00	0.00	
124	123451	Fund 2	123		10,000.00			10,000.00	Yes
Grand Total				0.00	(90,000.00)	90,000.00	90,000.00	(90,000.00)	

Rows of Data Returned 3
[Export](#)

Sample Output-Org and Activity Detail Tab

There are three views of this dashboard: Org Detail, Activity Detail and Org and Activity Detail.





Dashboard-in-a-Dash: Fund Management

User Roles: Department Administrators, Tub Level Financial Managers,
University Financial Reporting
Last Updated: June 24, 2017

Org Detail View

Fund Balance Detail
Time run: 4/5/2017 9:45:20 PM

Detail View Selected
Org Detail

Fund Owning Tub	Fund	Fund Name	Tub (Transacted to)	Org	Org Name	Super org	Mega org	Giga org	Beginning Balance (G370)	Total Income (T400) as of MAR-17	Total Expenses (T600) as of MAR-17	GOA Non-Operating Changes in Net Assets (T901)	Balance (G370+T400+T600+T901)	Deficit
000	000001	Unrestricted Undesignated	123	12345	Tub Level Org				0.00	(100,000.00)	(100,000.00)		(200,000.00)	
000	000001	Unrestricted Undesignated	123	12346	Org Name 1	S1234	M1234	G1234		0.00	100,000.00		100,000.00	Yes

Activity Detail View

Fund Balance Detail
Time run: 4/5/2017 9:45:20 PM

Detail View Selected
Activity Detail

Fund Owning Tub	Fund	Fund Name	Activity	Activity Name	Beginning Balance (G370)	Total Income (T400) as of MAR-17	Total Expenses (T600) as of MAR-17	GOA Non-Operating Changes in Net Assets (T901)	Balance (G370+T400+T600+T901)
000	000001	Unrestricted Undesignated	000000	Unspecified	0.00	(100,000.00)		10,000.00	(90,000.00)
000	000001	Unrestricted Undesignated	123456	Activity Name 1			7,000.00		7,000.00

Org and Activity Detail View

Fund Balance Detail
Time run: 4/5/2017 10:59:10 PM

Detail View Selected
Org and Activity Detail

Fund Owning Tub	Fund	Fund Name	Tub (Transacted to)	Org	Org Name	Super org	Mega org	Giga org	Activity	Activity Name	Beginning Balance (G370)	Total Income (T400) as of MAR-17	Total Expenses (T600) as of MAR-17	GOA Non-Operating Changes in Net Assets (T901)	Balance (G370+T400+T600+T901)
000	000001	Unrestricted Undesignated	123	12345	Tub Level Org				000000	Unspecified	0.00	(100,000.00)			(100,000.00)
000	000001	Unrestricted Undesignated	123	12345	Tub Level Org				123456	Activity Name 1		(10,000.00)	(90,000.00)		(100,000.00)

Sample Output-Student Loans Tab

Fund Balance Detail
Time run: 4/5/2017 10:59:10 PM

Detail View Selected
Org and Activity Detail

Fund Owning Tub	Fund	Fund Name	Tub (Transacted to)	Org	Org Name	Super org	Mega org	Giga org	Activity	Activity Name	Beginning Balance (G370)	Total Income (T400) as of MAR-17	Total Expenses (T600) as of MAR-17	GOA Non-Operating Changes in Net Assets (T901)	Balance (G370+T400+T600+T901)
000	000001	Unrestricted Undesignated	123	12345	Tub Level Org				000000	Unspecified	0.00	(100,000.00)			(100,000.00)
000	000001	Unrestricted Undesignated	123	12345	Tub Level Org				123456	Activity Name 1		(10,000.00)	(90,000.00)		(100,000.00)

Tips for Using this Dashboard

- This dashboard replaces the CREW FGUUBR Report, Fund Summary Report and the Loan Funds Summary.
- There are other columns that can be added to this dashboard by using the right-click.



Dashboard-in-a-Dash: Fund Management

User Roles: Department Administrators, Tub Level Financial Managers,
University Financial Reporting
Last Updated: June 24, 2017

- Funds in deficit are immediately identifiable in the Deficit column.
- Predefined filters exist in this dashboard on the Fund Summary & Org and Activity detail pages that exclude Fund Type Codes FG & NE (refer to the Sponsored Segment Dashboard); all other fund types are included. The FGUUB retrieves data for Funds between ('250000' AND '699999') or BETWEEN ('000001' AND '054999').
- This dashboard retrieves data for Object Codes T400; T600; T901, & G370. FGUUBR does not have a filter on object code.
- The Student Loans Funds Detail page contains predefined filters to ensure only Fund Type Code of SL and Object Code 0850 and Object Type Codes E, O, and R (Expenses, Net Assets and Revenue) are included.

Need Additional Help?

- Find out more about this dashboard at our [wiki site](#).
- Contact the HUIT Support Center, 617-496-2001, or via email at ithelp@harvard.edu.